

Criterion 7

7.2.1 Describe at least two institutional best practices (as per NAAC format given on its website)

7.2.1 Describe at least two institutional best practices (as per NAAC format given on its website)

SR. NO.	CONTENT
1	Best practice 1
2	Best practice 1 – Supporting document
3	Best practice 2
4	Best practice 2 – Supporting document

BEST PRACTICE 1

1. **Title of the practice:** Robust student support service.

2. **Objective of the practice:**

- The program is designed in such a way as to help all student-teachers develop their educational, social, emotional, career, and personal strengths. Institute is committed to maximizing individual distinctiveness and the development of human potential.
- Promotion of student success, satisfaction, and retention is the main objective
- To engage students to take full advantage of available resources and opportunities to make informed decisions on their academic success
- To develop the necessary skill, knowledge, and attributes to complete the education and achieve maximum academic success and career readiness.

3. **The context:**

At Nirmala Memorial Foundation College of Education, the student support services staff is available to assist students with a wide range of issues and concerns that might arise at different times. The college provides a variety of student support services-, these include-

- Orientation programme for newly admitted students
- Counseling and mental wellness
- Orientation programme at the beginning of each semester
- Continuous Professional Development.

4. **The practice:**

The report studies best practices in the delivery of Student Support Services. The data have shown that participation in student support services has a positive effect on student outcomes. The most important practice

- Extensive student service contacts
- Facility of installment for the payment of college fees
- An emphasis on academic support to the student

5. Evidence of Success:

The students are more likely to succeed when they are directed, focused, nurtured, engaged, connected, and valued. Nirmala Memorial Foundation College of Education, possesses excellent assessment, case management, crisis intervention, and interpersonal and communication skills which is a great step towards evidence of the success of student support. Evidence of success can be shown through the flyers and photographs clicked during the events.

6. Problems Encountered and Resources required:

A student council committee is a team of dedicated members who are ready to help all needy students whenever required particularly in the area of teaching-learning. Especially for students from a vernacular medium who face problems in understanding the concepts, special lectures are arranged for them and help them to translate and prepare notes for the courses.

Students who are unable to pay college fees on time are given extra time to pay the college fees.

7. Note:

By offering support when students are failing or struggling, NMFCE reaffirms unconditional positive regard for the student.

BEST PRACTICE 1 (SUPPORTING DOCUMENT)





BEST PRACTICE 2

1. **Title of the Practice:** Effective use of technology in education.

2. **Objective of the practice:**

- To improve the quality of education and enhance the learning process.
- To develop better and more efficient methods for carrying out different activities.
- To provide students with the opportunity to develop skills that are essential for lifelong learners.
- To encourage and deliver students with a learning experience in instructional technology.

3. **Context:**

In the institution, the vital role of technology in education is that teachers can serve all study material so that students can better understand the topic and solve the problem easier. Effective use of Technology in education leads to improve quality of studying, better communication facilitates skills and knowledge for students.

4. **The practice:**

It provides students with a more interactive and dynamic experience. Students feel more connected to the learning process which can encourage them to take an active role in education. The practices help student-teacher as well as teachers to align work, integrate technology into lesson plans, provide support, and monitor and access the student-teacher progress.

5. **Evidence of success:**

Advance in technology, the institute has enabled dramatic changes in education content, delivery, and accessibility. Educational technology has fostered

collaboration, transformation, and supportive learning. Technology has helped to be more creative, access learning material, and benefited in many subject areas within the curriculum. Evidence of success can be shown through the flyers and photographs clicked during the events.

6. Problems encountered and resources required:

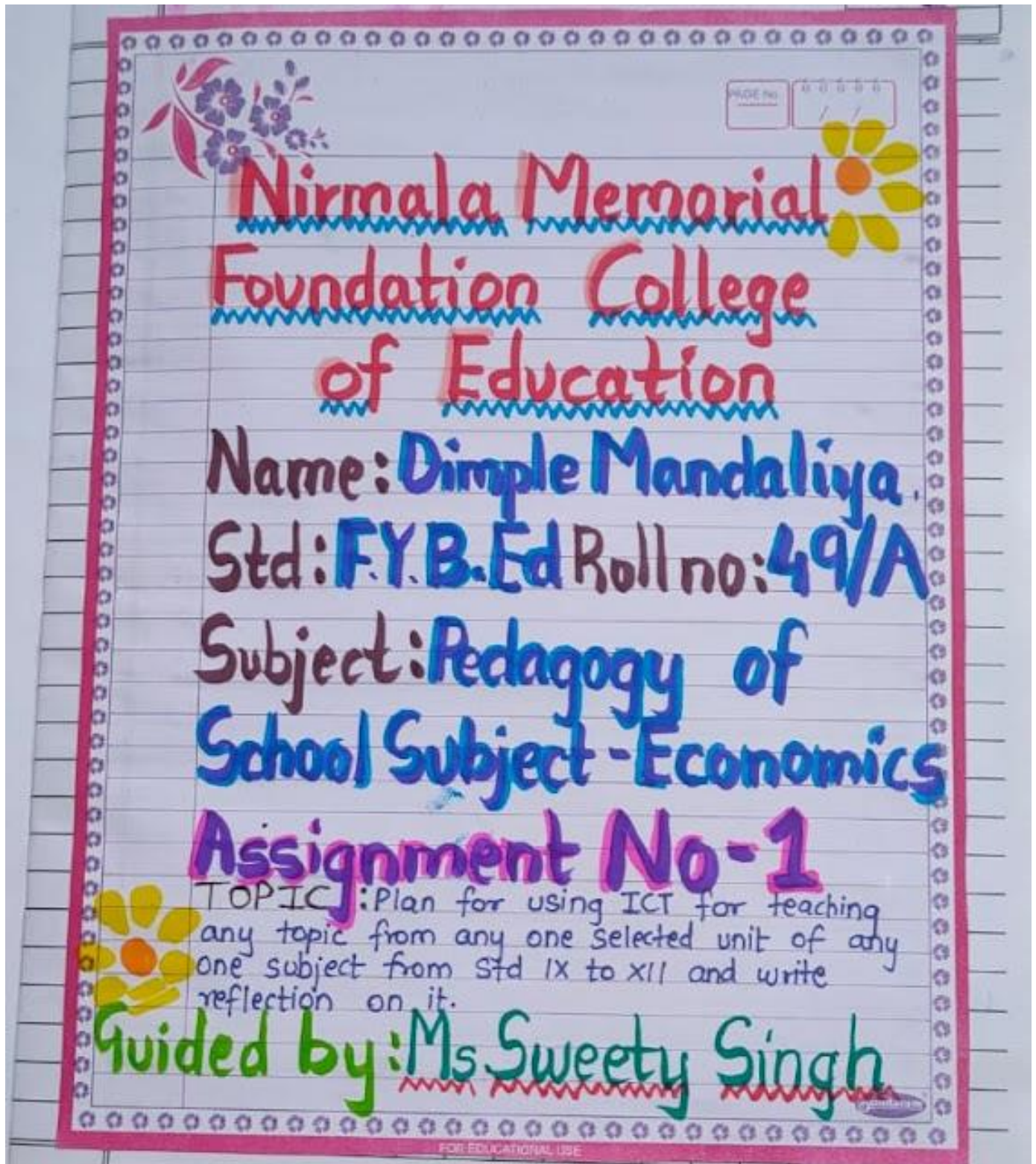
NMFCE, learn how to embrace education technology with our experts. Technology provides students with easy-to-access information, accelerated learning, and opportunities to practice. There is various resource provided such as Virtual classroom, program, or website platform that embrace multimedia projects or presentations. Technical help is given to students in the preparation of PowerPoint presentations required to be prepared for the course assignments.

7. Note:

Hence, In Nirmala Memorial Foundation College of Education, it allows teacher-educators as well as student-teacher to advance with the use of technology. Overall, technology had a positive effect on education

BEST PRACTICE 2 (SUPPORTING DOCUMENT)

ASSIGNMENT IN PEDAGOGY OF SCHOOL SUBJECT; ECONOMICS



Handwritten assignment card with a decorative pink border and floral illustrations. The text is written in various colors and styles on lined paper. In the top right corner, there is a small box for 'PAGE No.' and a date field 'A / B / C'. The main title is 'Nirmala Memorial Foundation College of Education'. The student's name is 'Dimple Mandaliya', her course is 'F.Y.B.Ed', and her roll number is '49/A'. The subject is 'Pedagogy of School Subject - Economics'. The assignment is titled 'Assignment No-1'. The topic is 'Plan for using ICT for teaching any topic from any one selected unit of any one subject from Std IX to XII and write reflection on it.' The teacher's name is 'Ms Sweety Singh'. At the bottom, there is a small logo and the text 'FOR EDUCATIONAL USE'.

NAME No. / /

**Nirmala Memorial
Foundation College
of Education**

Name: Dimple Mandaliya
Std: F.Y.B.Ed Roll no: 49/A
**Subject: Pedagogy of
School Subject - Economics**

Assignment No-1

TOPIC: Plan for using ICT for teaching any topic from any one selected unit of any one subject from Std IX to XII and write reflection on it.

Guided by: Ms Sweety Singh

FOR EDUCATIONAL USE



INDEX

PAGE No. 2
DATE / /

Sr.No	Particulars	Pg.No
1	Lesson plan	3-8
2	Powerpoint presentation	9-16
3	Reflection	17

LESSON PLAN

1

Name of the student teacher: Miss. Dimple Mandaliya Unit: I Roll no.: 49

Name of the School / college: Nirmala Memorial foundation college of Education

Subject: Geography - (Economics) / Topic: Tourism and Types of Tourism.

Practice Lesson No.: I Standard: IXth Division: A Date: _____

1) Previous Knowledge Students were having knowledge about basic concept of tourism.

2) Objectives
Remembering: Students gained understanding of tourism and types of tourism.

Understanding: Pupil enlarge the comprehension on tourism and its types.

Application: Students put in their knowledge of tourism in regular existence/experience.

Skills: It developed their skills on tourism.

3) Reference Books Unacademy learner, LinkedIn Learning, www.google.com

4) Method / Technique Interactivity, questioning, educational-game, explanation.

5) Teaching Aids Powerpoint Presentation, charts, educational prop-globe.

6) Co-relation Geography, management, commerce.

7) Set Induction Teacher presented the project and asked the following questions:

1) Describe the image, what do you see?

2) So, have you travel abroad or any destination? How did you plan?

8. Statement of Aim So, today we are going to learn about Tourism and their types-

Content Analysis	Objectives and their Specifications
<p>Concept of tourism: Although is an individual human experience. It is an movement of people from their usual place to another for specific period of time.</p>	<p>Remembering: 1) Students recollect the meaning of tourism. 2) Pupils understand the different types of tourism.</p>
<p>TYPES OF TOURISM: ① Domestic Tourism: Tourism involving residents of one country traveling within their own country</p> <p>② International Tourism: Crossing country's boundaries and visiting some other country for tourism is called international Tourism</p>	<p>Understanding: 1) Students were able differentiate the types of tourism 2) Examine the various approaches of studying tourism. 3) Able to interpret and evaluate tourism phenomenon and as business system-</p>
<p>③ Eco-Tourism: It is form of tourism that sustain or enhances the natural environment. It includes activities such as hiking, camping, cultural excursion etc.</p>	<p>Application: 1) Students considered different types of tourism with help of examples. 2) Pupils studied application of management, importance, balance of finances and state of responsibility.</p>
<p>④ Agro-tourism: It offer visitor to participate in planting, harvesting etc.</p>	

Core Elements and Values

- Diversity
- Change the perspective of worldview
- Awareness, independent and responsibility.

Skills:

1) Pupils acknowledge the skills need as a tourist is communication, teamwork, enthusiasm and cultural sensitivity.

No. 5

Teaching Activities	Learning Activities
<u>Slide - 1</u> Name of the college	<u>Slide - 8</u> Various other forms of tourism
<u>Slide - 2</u> Name/Details	<u>Slide - 9</u> New type of Tourism
<u>Slide - 3</u> Set Induction Images	<u>Slide - 10</u> Recapitulation
<u>Slide - 4</u> Set Induction Question	<u>Slide - 11</u> Evaluation
<u>Slide - 5</u> Topic: Tourism and types of tourism	<u>Slide - 12</u> Application based Question

Slide-6

Meaning of
Tourism

Slide-13

Homework

Slide-7

Types of
Tourism

Slide-14

Thank You

Recapitulation Recap the lesson by explaining tourism? and its various types and its functioning

Evaluation After Recap teacher evaluate a lesson by asking few question
1) Name any 4 types of tourism?
2) What do understand by term tourism?

Application based Question Do you think tourism helps people in the world understand and connect each other? In what ways? Explain? What will you do in situation?

Home Work Which new forms of tourism have developed recently? Name and Explain?

Chalk board summary

Date:	Standard: IV
Subject: Economics- Human Geography	Topic: Tourism and Types of Tourism
Tourism: Tourism is the travel for recreational, leisure, family or business purpose usually of a limited Duration	Different types of tourism - Domestic tourism - International tourism - Eco-tourism - Agro-tourism New type of tourism are: - Film tourism - Cultural tourism Other types of tourism - Medical tourism

Remarks and Suggestions

- Teacher encourage and motivated students and was also give instruction and explanation during her lesson.
- Connected lesson with real life or everyday life examples.

→ **Powerpoint
Presentation.**



**NIRMALA MEMORIAL
FOUNDATION
COLLEGE OF
EDUCATION**

KANDIVALI EAST, MUMBAI - 4000101

F.Y.B.ED (SEMESTER 2)

NAME: **DIMPLE MANDALIYA.**

ROLL NO: **49.** DIVISION: **A.**

SUBJECT: **PEDAGOGY OF SCHOOL SUBJECT-
ECONOMICS.**

GUIDED BY: **MS. SWEETY SINGH.**

SET INDUCTION

I. IMAGES



SET INDUCTION

2. QUESTION

FORM: COMMUNICATION

Q1) HAVE YOU TRAVEL ABROAD?

Q2) WHAT MAKES YOU INTERESTED TO TRAVEL TO
DESTINATION/ COUNTRY?

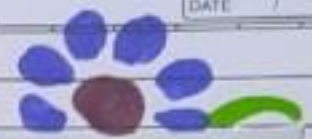
Q3) DISCUSS/ NAME DIFFERENT PLACES YOU HAVE
BEEN?





TOPIC: TOURISM AND TYPES OF TOURISM





WHAT IS TOURISM?



TOURISM IS THE TRAVEL FOR RECREATIONAL (FUN), LEISURE (REST), FAMILY OR BUSINESS PURPOSE USUALLY OF A LIMITED DURATION.



TYPES OF TOURISM




IMAGE: TAJ MAHAL



Image : Eiffel Tower

DOMESTIC TOURISM

INTERNATIONAL TOURISM



VARIOUS FORMS OF TOURISM ARE EMERGING TO GIVE A FLIP TO TOURISM.



TYPE: ECO- TOURISM.

ECO TOURISM IS ALSO KNOWN AS



TYPE: AGRO- TOURISM.

NEW TYPE OF TOURISM



TYPE: FILM TOURISM



TYPE: CULTURAL TOURISM

RECAPITULATION:

- TOURISM IS TRAVEL FOR RECREATIONAL, LEISURE, FAMILY, BUSINESS
- TYPES OF TOURISM

DOMESTIC TOURISM, INTERNATIONAL TOURISM,
ECO TOURISM, AGRO TOURISM,
FILM TOURISM, CULTURAL TOURISM


EVALUATION:

- Q1. DEFINE TOURISM IN SIMPLE TERMS?
- Q2. NAME ANY 3 TYPES OF TOURISM?
- Q3. ECO- TOURISM IS ALSO KNOWN AS
- Q4. EIFFEL TOWER IS SITUATED IN?




**APPLICATION
BASED QUESTION:**

Q1. DO YOU THINK TOURISM
HELPS PEOPLE IN THE WORLD
UNDERSTAND EACH OTHER? IN
WHAT WAYS? EXPLAIN?



HOMEWORK:

Q1. WHICH NEW FORMS OF
TOURISM HAVE DEVELOPED
RECENTLY? NAME AND
EXPLAIN?





**WORKSHOP ON “DEVELOPING A PROFESSIONAL WEBSITE FOR
TEACHING AND LEARNING**





NIRMALA MEMORIAL FOUNDATION COLLEGE OF EDUCATION

REPORT ON WORKSHOP FOR

“Developing a professional website for Teaching and Learning”

Technology provides students with access to countless online resources, encouraging them to carry out research and therefore become more independent. It also simplifies learning by making concepts more digestible, for example through an instructional video.

With the growing need for technology in Education, it is necessary for teachers to be well-versed with technical knowledge and guide their students well. Keeping this in mind, NMFCE provided an opportunity to FYB.Ed students by conducting workshop so as to upgrade their knowledge and technical skills which would help them in adapting to their role as future teachers.

Ms.Shubhangi Kore,Asst. Teacher, NMFCE took the initiative to organize this workshop. NMFCE in collaboration with upEducators conducted a workshop on “Developing a professional website for Teaching and Learning” for the FYB.Ed students.

Date: 15th October, 2021

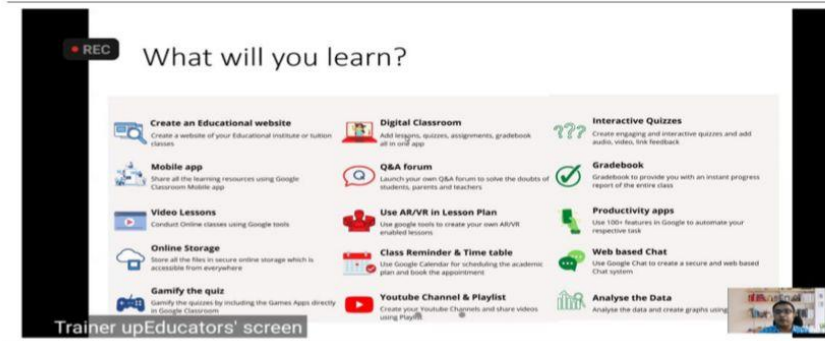
Time: 3:00pm

Venue: Computer lab no. 1, Third floor

Resource person: Ms.Sonam Yadav,Head of Academics, upEducators
Mr.Ankush Bhandary, upEducators

The workshop was conducted in the college in Computer Lab no.1. All the students were asked to do online registration for the workshop. The workshop was conducted through zoom app. The students gathered at the venue on time and joined through the app. Desktop computers were provided for getting hands-on experience.

Ms. Nitisha Jha, Principal, NMFCE welcomed Mr. Ankush and the students for the workshop. Ms. Usha Iyer, Asst. Teacher, NMFCE introduced the speaker to the students. Mr. Ankush Bhandary, upEducator started the workshop by explaining the importance of digital platform and its uses. He gave stepwise instructions on how to create a website. He explained each and every step in detail like the site to be used to create website, how to insert images, videos, powerpoint presentations, pdf, how to create new page, how to create collapsible group etc. and finally how to publish the website.



The students too followed all the instructions and created their own website on desktop simultaneously. Finally, the session ended on a positive note by vote of thanks presented by Ms. Aishwarya FYB.Ed student.



Overall, the workshop was a great learning experience for the students. The practical and hands-on experience made it more productive and effective.